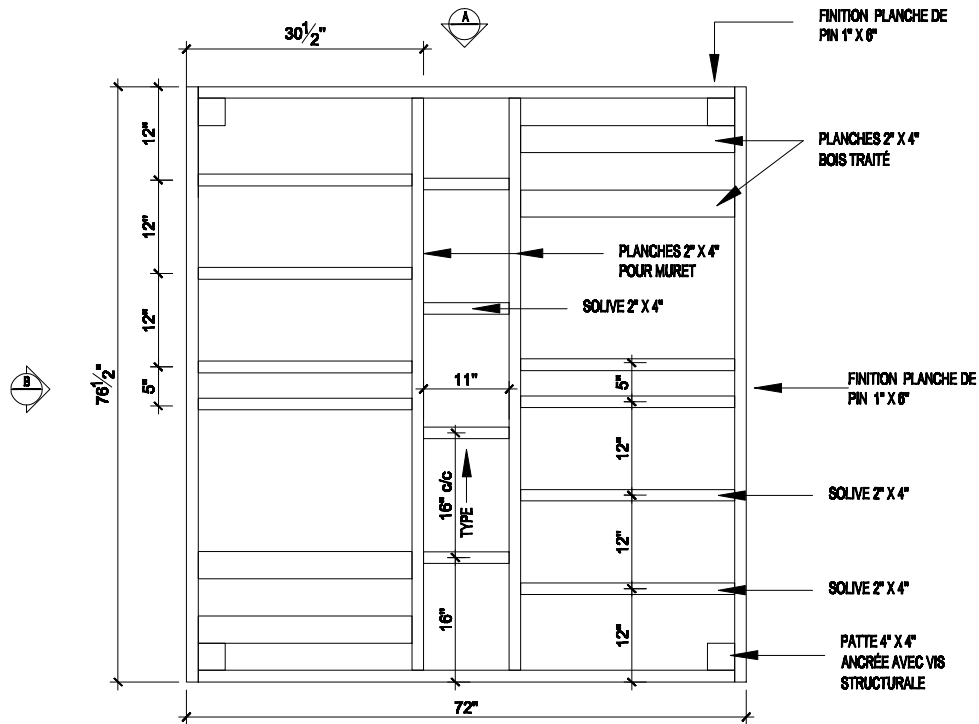



ÉTAPE 1 - LA BASE



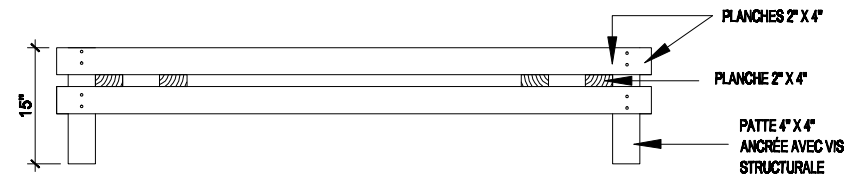
PLAN DE BASE

ÉCHELLE 3/4" = 1'-0"



ÉLÉVATION A BASE

ÉCHELLE 3/4" = 1'-0"

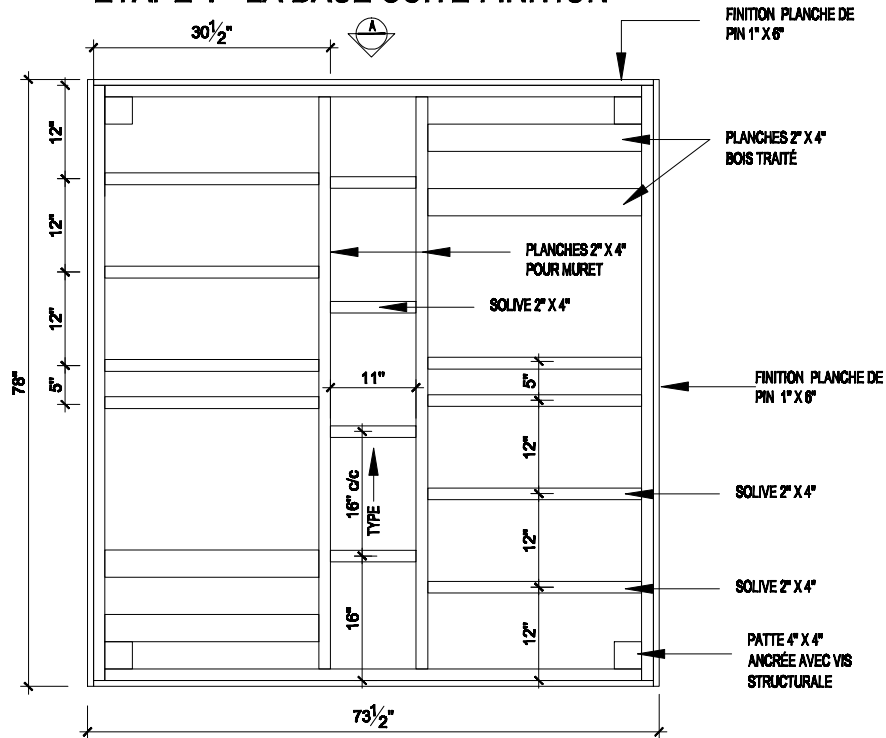


ÉLÉVATION B BASE

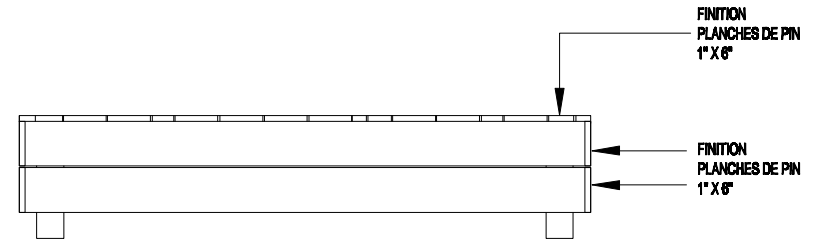
ÉCHELLE 3/4" = 1'-0"

<p>BMR</p> <p>1001, RUE AMÉLIE, SUITE 200, MONTRÉAL, QUÉBEC H3A 2B4, TEL: 438-866-8996</p>	<p>NOM DU PROJET / PROJECT NAME:</p> <p>BÂTI COMME HUGO - LIT EXTÉRIEUR</p>	<p>NOM DU DÉTAILLÉ / DETAIL NAME:</p> <p>LA BASE</p>	<p>PAGE:</p> <p>1 DE 5</p>
	<p>DATE:</p> <p>2021-05-07</p> <p>ÉCHELLE:</p> <p>3/4" = 1'-0"</p>	<p>DATE:</p> <p>2021-05-07</p> <p>ÉCHELLE:</p> <p>3/4" = 1'-0"</p>	<p>ÉCHELLE:</p> <p>3/4" = 1'-0"</p>

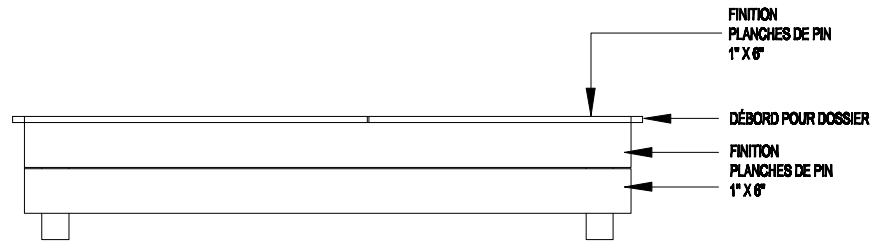
ÉTAPE 1 - LA BASE SUITE FINITION



PLAN DE BASE
ÉCHELLE 3/4" = 1'-0"

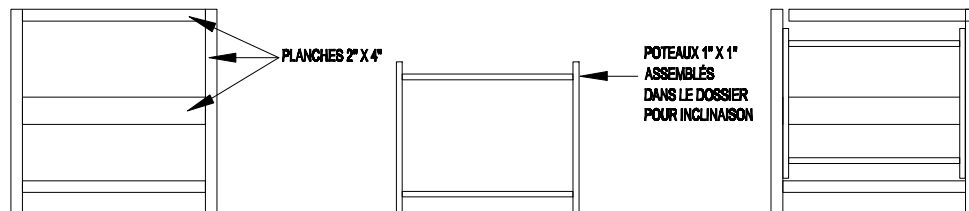


ÉLÉVATION A BASE FINIE
ÉCHELLE 3/4" = 1'-0"



ÉLÉVATION BASE FINIE
ÉCHELLE 3/4" = 1'-0"

ÉTAPE 2 - LE DOSSIER INCLINABLE



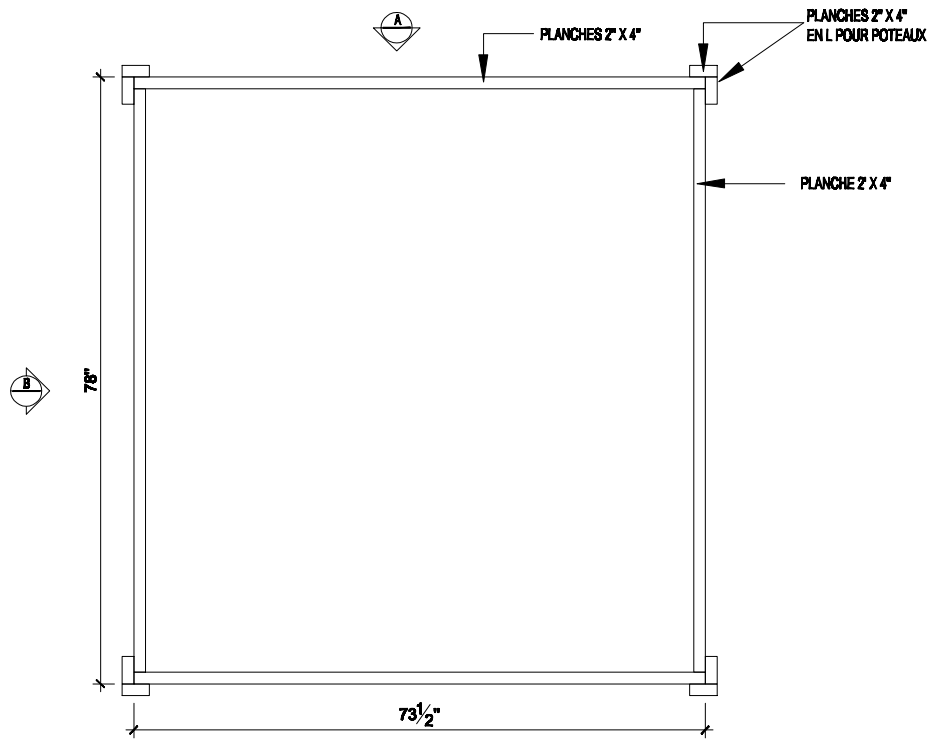
DOSSIER CADRE
ÉCHELLE 3/4" = 1'-0"

DOSSIER INSERT
ÉCHELLE 3/4" = 1'-0"

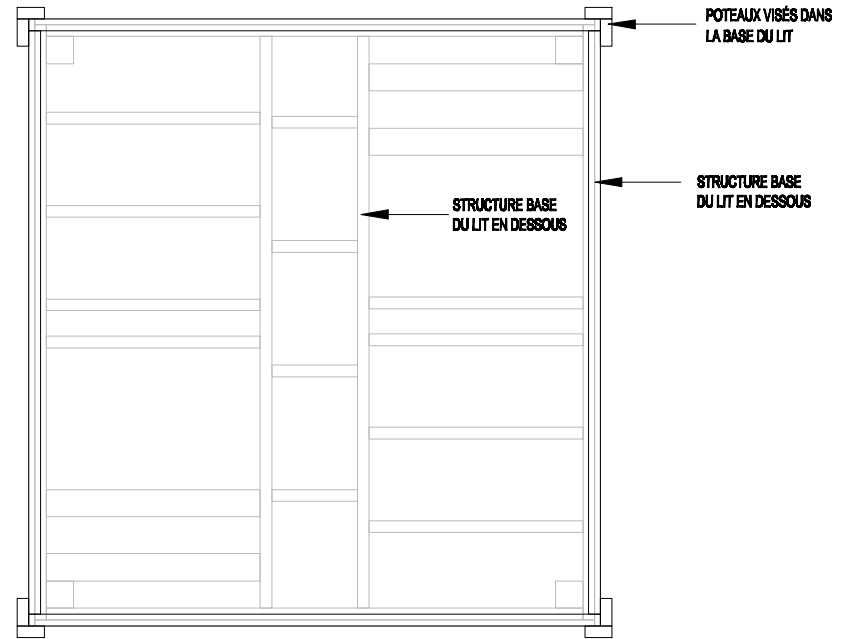
DOSSIER FINI
ÉCHELLE 3/4" = 1'-0"

<p>BMR</p> <p><small>GROUPE BMR 1001, RUE HANCOCK, SUITE 300, MONTRÉAL, QUÉBEC CANADA, H3R 2V1, TEL: 439-868-8000</small></p>	<p>NOM DU PROJET / PROYECT NAME:</p> <p>BÂTI COMME HUGO - LIT EXTÉRIEUR</p>	<p>NOM DU DOSSIER / DOSSIER NAME:</p> <p>LA BASE - SUITE</p>
	<p>DATE:</p> <p>2021-05-07</p> <p>SCALETTE:</p> <p>3/4" = 1'-0"</p>	<p>PAGE:</p> <p>2 DE 5</p>

ÉTAPE 3 - STRUCTURE BALDAQUIN



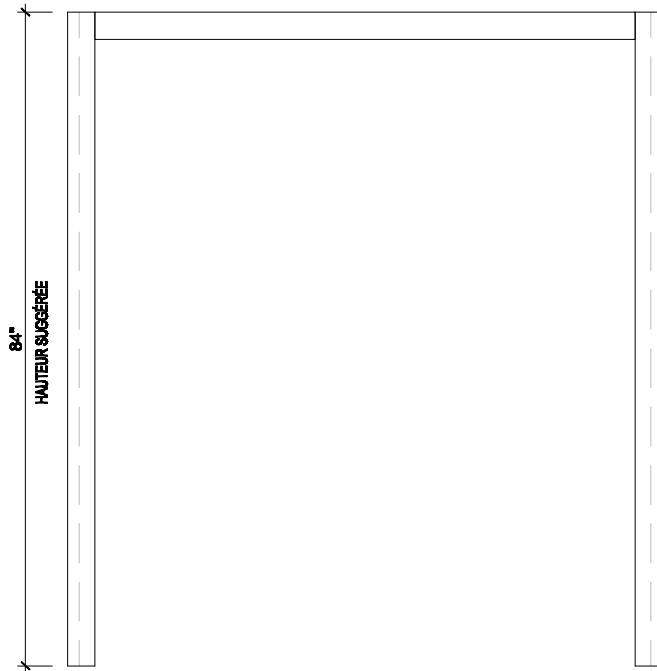
PLAN STRUCTURE BALDAQUIN
ÉCHELLE 3/4" = 1'-0"



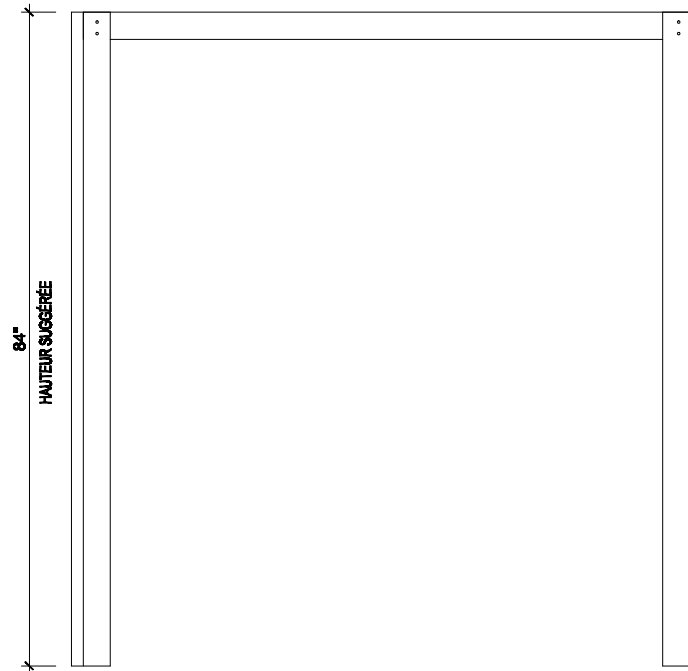
PLAN STRUCTURE BALDAQUIN
ÉCHELLE 3/4" = 1'-0"

 GROUPE BMR <small>1001, RUE AMÉLIE, SUITE 100, MONTRÉAL, QUÉBEC H3A 2S4, TEL: 439-864-6966</small>	NOM DU PROJET / PROJECT NAME: BÂTI COMME HUGO - LIT EXTÉRIEUR	NOM DU DÉSIGNÉ / DESIGNER: STRUCTURE BALDAQUIN
	DATE: 2021-05-07	ÉCHELLE: 3/4" = 1'-0"

ÉTAPE 3 - STRUCTURE BALDAQUIN SUITE




ÉLÉVATION A BALDAQUIN
ÉCHELLE 3/4" = 1'-0"




ÉLÉVATION B BALDAQUIN
ÉCHELLE 3/4" = 1'-0"

LIT EXTÉRIEUR - FINI



PLAN LIT EXTÉRIEUR FINI

ÉCHELLE 3/4" = 1'-0"



ÉLÉVATION LIT EXTÉRIEUR FINI

ÉCHELLE 3/4" = 1'-0"

 <p>BMR</p>	<p>NOM DU PROJET / PROJECT NAME:</p> <p>BÂTI COMME HUGO - LIT EXTÉRIEUR</p>	<p>NOM DU DÉSIGNÉ / DESIGNER NAME:</p> <p>LA FINITION</p>	<p>DATE:</p> <p>2021-05-07</p>	<p>PAGE:</p> <p>5 OF 5</p>
		<p>1001, RUE MARCEL BOUTIN 98500 MOENOUA LE (NOUVEAU CALEDON, 98503 YTE, 488-864000)</p>	<p>ÉCHELLE:</p> <p>3/4" = 1'-0"</p>	